

AN INNOVATIVE TEACHING OF ENGLISH LANGUAGE THROUGH FLIPPED CLASSROOM

G. J. V. Prasad*
Dr. Satkala**

ABSTRACT

Teaching English Language to the students through flipped classroom is always challenging and intriguing. For the last few years we have seen drastic changes in teaching approach. It is because of a change in students approach. They are expecting innovative teaching methods from us. Following the quote "change brings opportunity", we need to change our teaching techniques. We have been following a common path 'black board & chalk' since ages. Along with the traditional teaching we need to be acquainted with technology, we have to be aware of using various gadgets. Activity- based teaching is very much required at present scenario.

KEYWORDS: *Pandemic, Flipped Classroom, Innovative Teaching Methods, Apps and Gadgets.*

Introduction

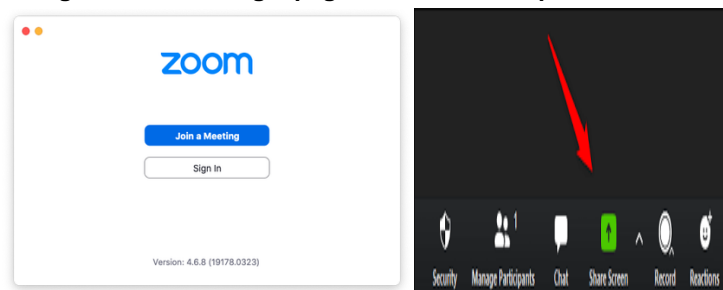
During this pandemic period, Flipped teaching is playing a vital role. As a quote says "Necessity is the mother of invention". The epidemic has made the teachers to use every opportunity to grab the attention of the students. To reach the students, teachers started using this flipped teaching technique. This technique is working as a bridge between teachers and students. They started knowing about various apps like *Zoom*, *Google Meet*, and *Teams*. Etc. They started using multi gadgets like *desktops*, *laptops*, *tablets*, *Digital pads*, *styluses*, *Smart phones*, *Chrome books*. They came to know how to post material and conduct tests through *Google Class room*. Students too learned how to use all the apps and gadgets.

English Language Teaching Through Apps

• ELT Through Zoom Application

Zoom is video teleconferencing software. During the COVID-19 pandemic, there was a drastic increase in the use of *Zoom* for distance education. It is the 5th most downloaded mobile/desktop app worldwide in 2020 at 477 million downloads. Using audio, video and screen sharing options teachers can teach ELT and can also conduct infotainment activities. The other features like chat box, reactions and waiting rooms will assist the teacher to make the class more interesting. Class recording is another wonderful option of *Zoom* App. Utilizing all this features of *Zoom* a teacher can enrich a student's LSRW Skills.

Fig. 1 & 2: Zoom login page, Share Screen option in Zoom



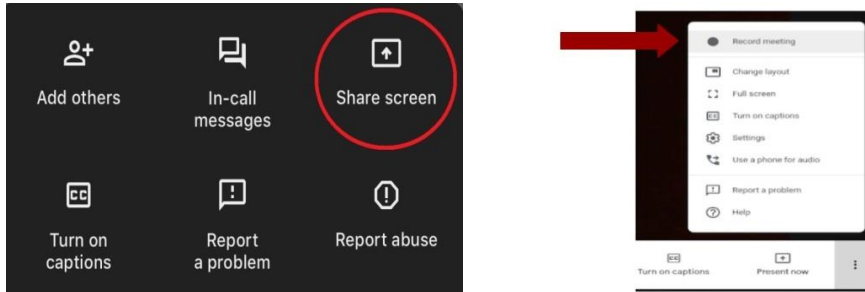
* Research Scholar in English Shri J. J. T. University, Rajasthan, India.

** Research guide in English Shri J. J. T. University, Rajasthan, India.

- **ELT through Google Meet Application**

Google Meet is a video-communication service developed by Google. A user-friendly App. We can get this app even from our Gmail. At the initial stage of pandemic, Google Meet competed with Zoom App, as zoom free version has only 40 minutes time limit, many teachers started using Google Meet which has more than one hour time limit which is suitable for a class timing. It has all the features which is perfectly suitable for teaching. Features like Two-way and multi-way audio and video calls, screen sharing, chat box, class recording options will assist the teacher to enhance students listening, reading, speaking and Writing skills.

Fig 3 & 4: Share Screen option in Google Meet, Class recording option in Google Meet



- **ELT through Microsoft Teams Application**

Microsoft Teams is another communication platform developed by Microsoft. Along with Zoom and Google Meet teachers also started using Teams for their teaching purpose. It has features like channel creation, Screen sharing, File sharing, chat box, class recordings, calling, team live events. Making use of all these options a teacher is getting benefitted by reaching students expectations. Once again this app is helping the teacher in English Language Teaching.

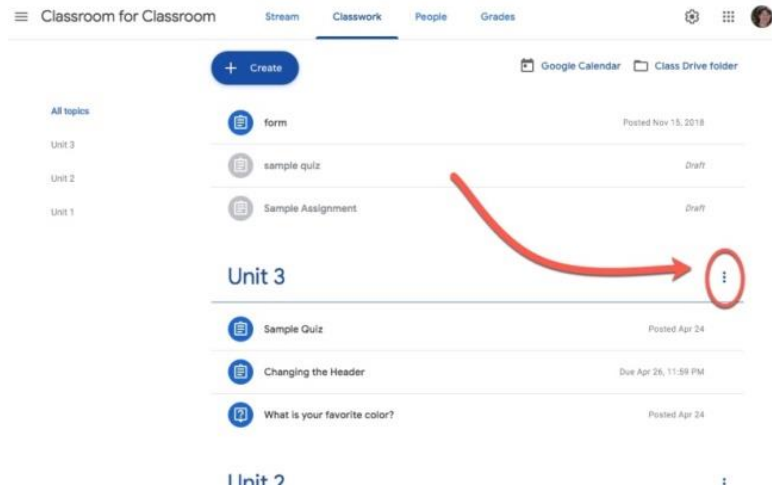
Fig 5: Microsoft teams Features



- **ELT through Google Classroom Application**

Till now I gave information regarding the apps that are useful for teaching purpose. Now I am going explain an app which is exclusively designed to share handouts to the students. It is Google Classroom. An app which assist a teacher to conduct subjective tests, quizzes, Objective tests. Using this app a teacher can also assess a student performance through grades or marks. Students can be invited to join a class through a private code, or automatically imported from a school domain. Teachers can create, distribute and mark assignments all within the Google ecosystem. Using Google Classroom a teacher can conduct activities on listening and reading. A teacher can also build students vocabulary by conducting quizzes and tests.

Fig. 6: Goggle Classroom Features



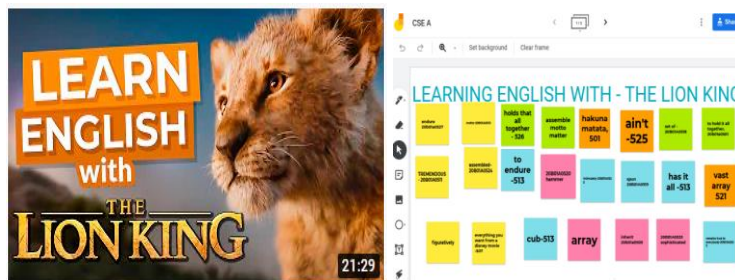
• **ELT through Google Jam board Application**

Jam board is a digital interactive whiteboard developed by Google. This is the best app to conduct activities. The white board screen in this app will play a black board role. It helps a teacher to write on it using various colorful pens. There is another useful option in Jam Board, it is sticky note. Using this option I conducted various activities to my first year engineering students.

Using Sticky note Activities Conducted

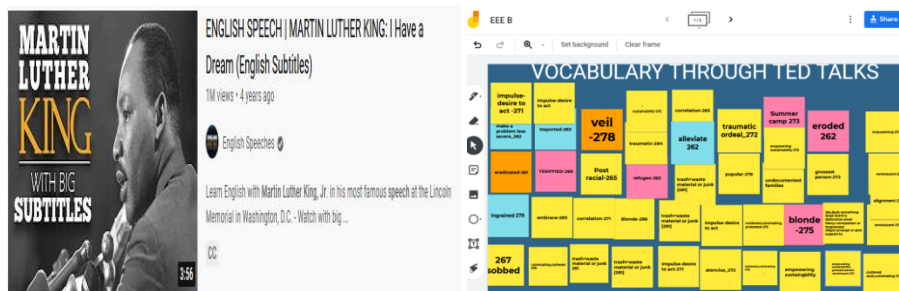
- Played few English movie clippings by sharing the screen and then asking the students to collect the vocabulary, get the meaning and paste the sticky note on the board.

Fig 7 & 8: A clipping from the movie ‘The Lion King’, Sticky note responses from the students on the movie ‘The Lion King’



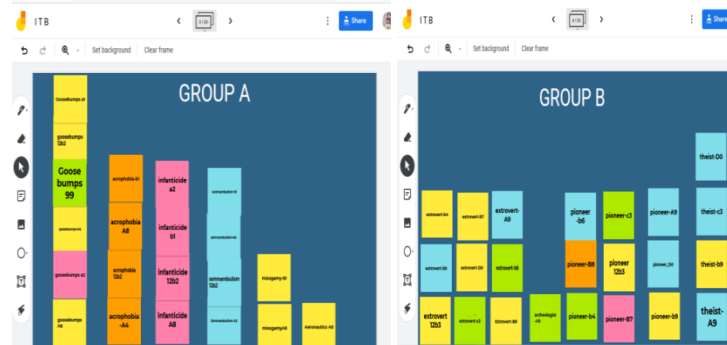
- Played few eminent persons speeches, TED Talks by sharing the screen and then asking the students to collect the vocabulary, get the meaning and paste the sticky note on the board.

Fig. 9 & 10: ‘Martin Luther King’s Speech from Youtube, Sticky note responses from the students on ‘Martin Luther King’s Speech



- Using the application Google Jam board we can also conduct online quiz to the students. During lockdown, using Jam board I conducted quiz on vocabulary to the students.

Fig. 11 & 12: Sticky Note Responses from the Students on 'Online Quiz on Vocabulary'



Usage of Gadgets in Innovative Teaching

A teacher or a student needs a gadget to communicate with one another. Whether it is Zoom, Google Meet, Teams, Google class room or Jam board, to conduct classes or activities we need latest Gadgets. Smart phones are playing a vital role in this process. Teachers and students started using smart phones and came to know how to use teaching-learning apps. It became a Herculean task for teachers to know about the various teaching apps and teach the students effectively using the gadgets and unknown applications.

Not only smartphones teachers started learning how to use Desktops, Digital pads, Tablets, Styluses, Laptops and Chrome books. During these learning process, teachers struggled a lot but they never gave up. They became eternal learners.

- Role of Smartphones in Teaching- Learning Process during Lockdown**

There was a drastic increase of smartphone usage during pandemic period. As a smart phone is affordable and portable, both teachers and students started using this device for their distance communication. More than teachers, students used smartphones to listen online classes. During this period many mobile companies introduced latest smart phones with latest features that are helpful for online teaching- learning process.

Both Android and IOS users downloaded the mobile compatible teaching learning apps like Zoom, Google Meet, Microsoft Teams, Google Classroom from play store and App store. So, many preferred smart phones rather than any other gadgets which are expensive and not portable to carry anywhere. As many of the students cannot afford expensive devices they used smartphones to communicate with teachers. Because of having smartphones with the students, teaching became easy for the teachers even it is distance learning. It has all the facilities that a laptop has like Audio-Video communication, screen sharing, chat box, file sharing etc. compared with the other devices a smart phone is more accessible than any other devices. The only drawback it has is screen size.

- Role of Laptops/Desktops in Teaching- Learning Process during Pandemic**

The second highest used gadget for online classes is Laptop/Desktop. People also used Desktops and Laptops for online classes. More than students' teachers used Desktops and laptops for online communication. During pandemic teachers were restricted to houses which is called work from home. Using available device like desktop or laptop, teachers taught classes to the students. As desktop has less features than Laptop, many teachers preferred laptops to teach the students. Compared with a smartphone, a laptop or a desktop is easier to teach. This device is more beneficial to the teachers. English Language Teaching became quite easy for an English teacher using this smart device. We can get all the teaching apps in a laptop. The only problem with this device is, it is expensive.

- Role of Tablets/Digital Pads in Teaching- Learning Process during Pandemic**

The third mostly used device for online classes is a Tablet/ Digital Pad. When you can't afford a laptop then you prefer a Tablet or a digital pad. Moreover a tablet is a device which is easy to carry anywhere. Even it is close to a smartphone, its screen size will show the difference. Using Stylus and

digital pad, a teacher can use white board and they can write or draw anything on the screen. A tablet has a facility of a digital pad features too. Like a smartphone, laptop/desktop a tablet will also work effectively when we use teaching apps.

ELT- LSRW Skills through Online Mode

Listening, Speaking, Reading and Writing (LSRW skills) comes under English Language Teaching (ELT). Teaching English language through offline is an easy task for an English Teacher but due to COVID-19 affect offline classes were shifted to online classes. Teachers and students were under lockdown. As there is only one way to communicate with the students, teachers focused on online teaching process.

Teaching and conducting activities on Listening, Speaking, Reading and Writing through online mode is not an easy work but through available apps and gadgets it is possible.

- **Enriching Students Listening Skill through Online Mode**

Audio plays a major role to conduct any listening activity. As all the teaching apps like Zoom, Google Meet and Microsoft Teams have audio sharing feature, it is quite easy to share audio files to the students. We can share the content on the screen and play the audio simultaneously.

For example I conducted an activity on listening skill with the title called 'Lyrics *musings*'. Using the app, Microsoft Teams, I conducted this activity to the I B.Tech students. I got outstanding response from the students. This activity is to enrich student Listening skill. Faculty will share and play an English song without displaying the video. Students have to listen that song carefully. Faculty will screen share the lyrics on the screen with few missing words. Students have to fill those words. Whoever gives all right answers within given time is the winner.

Fig 13: A Devotional Song with MISSING lyrics

Listen to the song and fill in the blanks in the given lyrics :


Krishna Ni Bhe Gha-Ni, Baroo !
Krishna Ni Bhe Gha-Ni, Baroo !

Darkness coming around,
And every body fight with the brother
Every body wants control, 1
Don't hesitate to kill one-another

So come back as Jesus 2
Come back and save the world
Bless all the future of every boy and girl
Come back as Rama,
Forgive us for what we've done 3
Come back as Allah,
Come back as anyone

Religion is the reason, 4
The world is breaking up into pieces
Colour of the people,
Keeps us locked in hate please release us 5
So Come down and help us,
Save all the little ones 6

They need a teacher 7
And you are the only one
We can't rely on, save all the little ones
To build a better world
A world that's for children,
A world that's for everyone



Time is healer, and time moves on
Time don't wait for any one
So, Tell me you'll be back
But that will take some time
I am waiting 10 ////.....

I'm waiting, yeah yeah.....

Come back as Jesus
Come back and save the world

We need a teacher,
and You are the only one
Come back as Rama
Forgive us for what we've done

Come back as Allah
Come back for every one.....

Govinda Guruhari Gopala
hu.....////////////////

- **Enhancing Students Speaking Skill through Online Mode**

Not only listening activity we can also conduct speaking activities through online mode. As there are many speaking activities, I have chosen 'Picture Interpretation' to test and build students speaking skill. This activity is also to get rid of students stage fear. I have shared the screen through Microsoft Teams and displayed images which convey a social message. Students have to guess the message and should speak one minute on it. They can also give a caption to it.

Fig. 14: Picture Description or Give a Caption

Students can speak one minute on displayed picture or they can give a caption to it.

Student talk on 'Over Speeding'

Over speeding is one of the leading causes of bike accidents. Exceeding the speed limit was shown to be the cause of numerous accidents in which many individuals were killed or severely injured. Drunk driving, driving on the wrong side of the road, talking on the phone, and running red lights are all common causes of road accidents. People should consider this and adhere to traffic laws. The government should be tough on persons who break traffic laws.

Those who hesitate to give small talks they can give captions on the above image like the following:


- Speed thrills, but kills
- Donate blood but not on roads
- Speed is a knife that cuts life
- Roads were made for journeys not for destruction
- Drive slow, drive safe, life has no spare.

- **Building Students Reading Skill through Online Mode**

Using present teaching Apps features, an English teacher can also focus on improvement of students reading skills. With the help of screen sharing option an English teacher can display English novels, English News Papers, Magazines (soft copies) and other reading material. During the class time, Teacher can ask the student to read the Novel, Newspaper or Magazine content loudly. Displaying comprehension passages on the screen and posing questions on it will also improve students reading skills.

- **Building Students Writing Skill through Online Mode**

It is possible to enrich student Writing skill even through online. There are many writing activities that an English teacher can implement to the students using flipped class room method. Using this method, I conducted story writing activity. Using picture prompts I asked the students to guess the story. I shared picture prompts using Google Meet. After conducting a brainstorm on picture prompts I asked students to write a short story on given prompts.

Fig 15, 16 & 17: Story Narration on given Picture Prompt, Response of it

Conclusion

In a nut shell I would like to conclude my by stressing on few important points. Along with the blackboard & chalk usage we also need to use innovative teaching methods to reach the students. Flipped teaching played a major role in pandemic period to connect the teachers and students. It is also possible to teach ELT through Flipped class room by using apps and gadgets. Teachers can also conduct various activities using flipped classroom. Teachers can also conduct various activities using flipped classroom.

References

1. Dr. Shraavan Kumar & Dr. Harleen Kaur (Authors)(2018) , the book titled as "English Language Teaching: A Modern Approach"
2. Handbook of Research on Effective Online Language Teaching in a Disruptive Environment by Jean W. LeLoup (United States Air Force Academy, USA) and Pete Swanson (United States Air Force Academy, USA) November 2021, DOI: 10.4018/978-1-7998-7720-2 ISBN13: 9781799877202|ISBN10: 1799877205|EISBN13: 9781799877226|ISBN13
3. Online Learning for English Language Teaching by Ima Frafika Sari (Author), November 2020, Volume 1 Issue 2 (2020) Pages 216-230 Jurnal Pendidikan dan Pembelajaran ISSN: 2721-1169 (Online), 2721-1150 (Print).
4. E-learning and English Teaching by Huiwei Cai © 2012 Published by Elsevier B.V. Selection open access under CC-BY-NC-ND license and peer review under responsibility of Information Engineering Research Institute.
5. Use of E-Learning tools in teaching English by Purva Chhabra,2012, International Journal of Computing & Business Research ISSN (Online): 2229-6166
6. Revisiting Innovations in ELT through Online Classes: An Evaluation of the Approaches of 10 Minute School, Year 2019, Volume 20, Issue 1, 248 - 266, 01.01.2019. Abdul KARIM, Faheem Hasan, SHAHED
7. Developing Students' Listening and Speaking Skills Through ELT Podcasts Education Journal, Vol. 34, No. 2, Winter 2006 © The Chinese University of Hong Kong 2007
8. The Use of E-Learning to Teach English in the Time of the Covid-19 Pandemic, Henny Mardiah, English Teaching and Linguistic Journal (ETLIJ), E-ISSN: 2716-0831

Tools

9. Zoom, Google Meet, Microsoft Teams, Google Jamboard
10. Internet sources:
11. <https://www.youtube.com/watch?v=HgB2UHli0fU>
12. <https://www.youtube.com/watch?v=6dKimoybmEo&t=94s>

