

## Nonlinear Dynamics of a Predator-Prey Model with Beddington-deAngelis Functional Response

Surabhi Pareek<sup>1\*</sup> | Randhir Singh Baghel<sup>2</sup>

<sup>1</sup>Department of Mathematics, Poornima University, Jaipur, Rajasthan, India.

<sup>2</sup>Department of Mathematics, Poornima University, Jaipur, Rajasthan, India.

\*Corresponding Author: surabhipareek1708@gmail.com

*Citation: Pareek, S., & Baghel, R. (2025). Nonlinear Dynamics of a Predator-Prey Model with Beddington-deAngelis Functional Response. International Journal of Innovations & Research Analysis, 05(03(I)), 72–84. [https://doi.org/10.62823/ijira/5.3\(i\).7790](https://doi.org/10.62823/ijira/5.3(i).7790)*

### ABSTRACT

*This article uses Beddington and Holling type-II functional response to explore a tritrophic food web model system with prey-predator such as prey, midpredator, and top predator. This model's positivity, boundedness, local stability, and global stability were investigated. In addition, stability requirements are derived using the Routh-Hurwitz criterion. Both theoretical and numerical discussions of Hop bifurcation are included. Additionally, the Center Manifold Theorem has been used to establish the stability of non-hyperbolic equilibrium sites. Additionally, Matlab ode45 software has been used for numerical analysis, demonstrating the dynamic character of the model system.*

**Keywords:** Prey-Predator System, Boundedness, Global Stability, Bifurcation, Center Manifold Theorem.

### Introduction

In ecology, interactions between predators and prey occur at higher trophic levels and predators can affect prey populations directly and indirectly [1, 2]. While the predator's indirect influence involves the prey population, which has the potential to alter prey behavior, the predator's direct effect involves predating the prey [3, 4, 5]. Functional response is a major aspect of the ecological model system. Functional responses that are used in many biological studies like Holling type I-IV, Ivlev, Crowley-Martin, Beddington-DeAngelis, etc. Holling type II functional response is bounded and correct for biological systems which conclude that Holling type II functional response is more appropriate [6, 7, 8, 9, 10, 11]. Many researchers performed Holling type I functional response in higher order models [12, 13, 14, 15, 16]. For the higher order model Beddington–DeAngelis functional response is used. Many studies have discussed bifurcation analysis of the prey-predator system providing for prey refuge, and the existence of bifurcation (transcritical, Hopf). When one root is negative and the next is purely complex conjugate, this type of equilibrium point is non-hyperbolic. The stability of equilibrium point Center manifold theorem has been performed [17]. Group defense plays a major role in the dynamical system which plays an important part in prey- predator model system. When prey species are in large numbers, they have defense ability by creating herds, which shows decreased predation of the prey [18]. Some studies consider the impact of toxins which are harmful to many aquatic organisms in marine systems [19]. It is evident that in the process of algal blooms, algal aggregation plays a significant role. It has been found in past decades that the prey-predator stability has been affected by toxic substance [20]. Filter-feeding fish can reduce the algal bloom population which affects the healthy development of the marine system. Filter-feeding fish is widely applied in water bodies which is a direct method of manipulation to control cyanobacterial algal blooms [21]. Some authors investigated the harvesting of prey and predators, when the density of the

harvested population is large such harvesting increases to a limit value [22, 23]. Many authors have also included alternative food sources in their research and the behavior of a system is significantly influenced by substituting food sources for predators. When the density of favored prey is low, predators move to other meals [24, 25, 26]. In this study, we considered the ecological terms logistic growth rate, consumption of prey by mid predator using Beddington function response, and consumption of midpredator by the top predator using Holling type II functional response. Beddington-DeAngelis function response and Holling type II functional response have not been used together. In this study, we illustrated the local and global stability of model system. Then, we performed the bifurcation by using constant  $c$ . Also, we found the stability using the Center Manifold theorem. Finally, theoretical results are found with some numerical analysis.

The importance of this article is:

- To introduce three-dimensional food chain prey predator model by using Beddington-DeAngelis functional response and Holling type II functional response.
  - To check the stability and bifurcation of the system.
  - To know the concept of Center manifold theorem.
  - To illustrate numerical analysis of the model system.

The article is given below: In part 2, model formulation of the non-spatial system has been given. In part 2.1, dynamical behavior is analyzed. It is shown that equilibrium points exist then stability has been checked at each of the equilibrium points. Moreover, bifurcation of the model has been performed. In part 3, numerical simulations have been given. Finally, in part 4, discussion and conclusion has been given.

### **Motivation and Novelty**

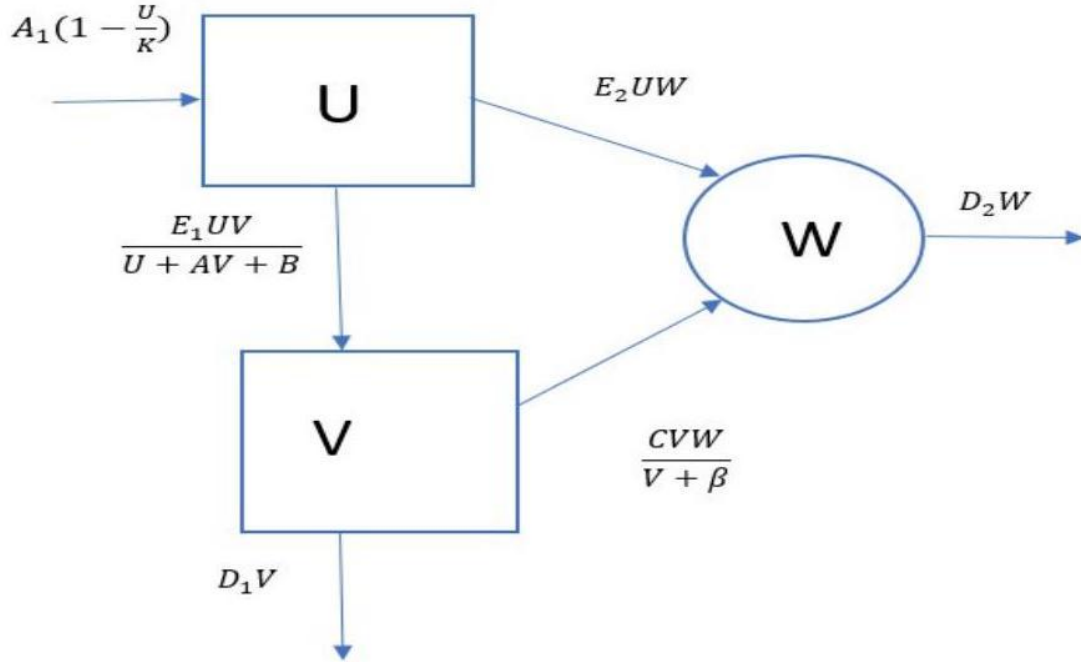
In our paper formulation of mathematical model based on three species food chain with prey refuge have been studied using Beddington DeAngelis and Holling type II functional responses. The Beddington-DeAngelis and Holling type II responses are especially helpful in modeling situations in which predators become more effective at increasing prey densities and less effective at lower densities. To improve the system's stability, the study combines these two functional responses together. This method can result in more resilient and stable ecosystem dynamics and enables a more sophisticated portrayal of predator-prey interactions. The attack rate of a generalist predator significantly influences the mathematical modeling of predator-prey dynamics. The attack rate directly determines the form and parameters of the functional response, which describes how the predator's consumption rate changes with prey density. Higher attack rate, increases the predator's efficiency in capturing prey, leading to a rapid decline in prey population. This can result in greater oscillations in population sizes and potentially destabilize the system if the prey population drops too low. Lower attack rate, decreases the predator's efficiency, allowing the prey population to grow, which might reduce oscillations and stabilize the system. Predator prey models demonstrate inhibitory effects in population dynamics, since the presence of predators slows the increase of prey populations. This interaction can keep the prey from growing too much and stabilize the populations. Also, the Center Manifold Theorem is a powerful tool in dynamical systems theory, particularly useful for analyzing the stability of non-hyperbolic equilibrium points. The Center Manifold theorem facilitates the analysis of a system's stability by lowering its dimensionality in the vicinity of a nonhyperbolic equilibrium point. Main target of this study is to introduce refuge ability and prevented predation of the prey. This model is completely new as it integrates the Beddington-DeAngelis functional response and the Holling type II functional responses, which has not been previously combined in ecological research.

The article is given below: In part 2, model formulation of the non-spatial system has been given. In part 3, some definitions related to work are given. In part 4, dynamical behavior is analyzed. It is shown that equilibrium points exist then stability has been checked at each of the equilibrium points. Moreover, Global stability, effect of attack rate of generalist predator on specialist predator, bifurcation of the model, center manifold theorem have been performed. In part 5, numerical simulations have been given. Finally, in part 6, discussion and conclusion has been given.

### **System Model Formulation**

Here, we consider three-dimensional interaction model. To propose the model system the assumptions are as below:

- Prey density is shown by  $U$ , mid-predator density is shown by  $V$ , and top predator density is shown by  $W$ .
- The prey species becomes larger with growth rate  $A_1$ .
- $K$  shows carrying capacity.
- Prey and mid-predator succeed Bedding ton functional response.
- Mid-predator and top predator succeed Holling type-II functional response.



**Fig. 1 Schematic diagram of model system**

The model is expressed as below:

$$\frac{dU}{dT} = A_1 U \left(1 - \frac{U}{K}\right) - \frac{E_1 UV}{U + AV + B} - E_2 UW \quad (1)$$

$$\frac{dV}{dT} = \frac{\alpha_1 E_1 UV}{U + AV + B} - D_1 V - \frac{C_1 VW}{V + \beta} \quad (2)$$

$$\frac{dW}{dT} = \alpha_2 E_2 UW - D_2 W + \frac{\alpha_3 C_1 VW}{V + \beta} \quad (3)$$

Subject to IC:  $U(0) > 0, V(0) > 0, W(0) > 0$ . Now, we reduce the parameters, for this purpose, we put  $u = \frac{U}{K}, A_1 T = t, v = \frac{E_1 V}{A_1 K}, w = \frac{WE_2}{A_1 K}$ . The system turns as:

$$\frac{du}{dt} = u(1 - u) - \frac{uv}{u + cv + \beta_1} - uw \quad (4)$$

$$\frac{dv}{dt} = \frac{\alpha_1 uv}{u + cv + \beta_1} - m_2 v - \frac{c_1 vw}{v + b} \quad (5)$$

$$\frac{dw}{dt} = m_3 uw - m_4 w + \frac{m_5 vw}{v + b} \quad (6)$$

$u(0) > 0, v(0) > 0, w(0) > 0$ . Here,  $c = \frac{AA_1}{E_1}, \beta_1 = \frac{B}{K}, m_2 = \frac{D_1}{E_1}, b = \frac{\beta E_1}{A_1 K}, m_4 = \frac{D_2}{E_2}, m_5 = \frac{\alpha_3 C_1}{E_2}, m_3 = \alpha_2 K$ .

### Dynamical Behavior

In this part, we will discuss positivity, boundedness, stability, and bifurcation of the system.

Table 1. Ecological Parameters are described as:

Parameters	Meaning
$A_1$	Growth rate
$E_1$	mid predator's consumption rate on prey
$A$	Inhibitory effect
$K$	Carrying capacity
$B$	Half saturation constant
$E_2$	predator's consumption rate on prey
$\alpha_1$	Conversion of prey biomass into mid predator
$D_1$	mid predator's death rate
$C_1$	Consumption rate of mid predator by top predator
$\beta$	Predator interference parameter
$\alpha_2$	Constant rate of prey biomass into top predator
$D_2$	top predator's death rate
$\alpha_3$	Constant rate of mid predator biomass into

- Positivity**

Populations in the system never go extinct because of the positives we discovered. For this purpose, we integrate the equations by using ICs as below

$$u(t) = u(0) \left( \int_0^t \left[ (1-u) - \frac{v}{u + cv + \beta_1} - w \right] ds \right) \quad (7)$$

$$v(t) = v(0) \left( \int_0^t \left[ \frac{\alpha_1 u}{u + cv + \beta_1} - m_3 - \frac{c_1 w}{v + b} \right] ds \right) \quad (8)$$

$$w(t) = w(0) \left( \int_0^t \left[ m_3 u - m_4 + \frac{m_5 v}{v + b} \right] ds \right) \quad (9)$$

Hence, if the initial conditions are non-negative then the right side is positive.

- Boundedness**

In this part, we prove the boundedness of the system. It indicates the system is conducted in an appropriate manner.

Theorem 1: Solutions of the model system (1)-(3) is uniformly bounded in  $\mathbb{R}_+^3$ .

Proof: Let solution of the model (1)-(3) is  $(u(t), v(t), w(t))$ .

Let us suppose a function  $\psi(u, v, w) = u + \frac{v}{\alpha_1} + \frac{c_1 w}{\alpha_1 m_5}$ , then we have  $\frac{d\psi}{dt} = u(1-u) + \left[ \frac{c_1 m_3}{m_5 \alpha_1} - 1 \right] uw - \frac{w}{\alpha_1} \left[ m_2 + \frac{m_4 c_1}{m_5} \right]$

Then we get  $l > 0$ , in a way that  $\frac{d\psi}{dt} + \zeta \psi \leq l$ , which implies that:  $\phi(t) \leq \phi(0)e^{-\zeta t} + \frac{l}{\zeta}(1 - e^{-\zeta t}) \leq \max\left(\phi(0), \frac{l}{\zeta}\right)$ . Hence, the theorem is proved.

- Equilibrium points and stability**

This analysis gives four equilibrium points (i)  $E_1 = (0,0,0)$  (ii)  $E_2 = (1,0,0)$  (iii)  $E_3 = \left(\frac{m_4}{m_3}, 0, \frac{m_3 - m_4}{m_3}\right)$  (iv)  $E_4 = (\tilde{u}_4, \tilde{v}_4, \tilde{w}_4)$

- Stability analysis.**

In this part, first, linearize the system to get the stability then find the Jacobian matrix. Theorem 2: Eigen values of  $J(E_1)$  is a saddle point.

Proof: Here  $E_1 = (0,0,0)$ . Then,  $J(E_1)$  is  $J(E_4) = \begin{bmatrix} 1 & 0 & 0 \\ 0 & -m_2 & 0 \\ 0 & 0 & -m_4 \end{bmatrix}$

The eigenvalues of  $E_1$  are  $1, -m_2, -m_4$ . Then,  $E_1$  is a saddle point.

Theorem 3:  $E_2$  is LAS if  $\frac{\alpha_1}{1+\beta_1} < m_2$  and  $m_3 < m_4$ .

Proof:  $J(E_2)$  is as follows:

$$J(E_2) = \begin{bmatrix} -1 & \frac{-1}{1+\beta_1} & -1 \\ 0 & \frac{\alpha_1}{1+\beta_1} - m_2 & 0 \\ 0 & 0 & m_3 - m_4 \end{bmatrix}$$

The eigen values of  $E_2$  are  $-1, \frac{\alpha_1}{1+\beta_1} - m_2$  and  $m_3 - m_4$ . Therefore,  $E_2$  is LAS if  $\frac{\alpha_1}{1+\beta_1} < m_2$  and  $m_3 < m_4$

Theorem 4:  $J(E_3)$  is LAS if  $m_2 > \frac{\alpha_1 \left( \frac{m_2^2}{m_3^2} + \beta \frac{m_4}{m_3} \right)}{\left( \frac{m_4}{m_3} + \beta_1 \right)^2} - \frac{c_1(m_3 - m_4)}{m_3 b}$  and saddle point if  $m_2 < \frac{\alpha_1 \left( \frac{m_2^2}{m_3^2} + \beta \frac{m_4}{m_3} \right)}{\left( \frac{m_4}{m_3} + \beta_1 \right)^2} - \frac{c_1(m_3 - m_4)}{m_3 b}$ .

Proof:  $E_3 = \left( \frac{m_4}{m_3}, 0, \frac{m_3 - m_4}{m_3} \right)$ , exists. Thus, the characteristic roots  $J(E_3)$  is as given:

$$\frac{\alpha_1 \left( \frac{m_2^2}{m_3^2} + \beta \frac{m_4}{m_3} \right)}{\left( \frac{m_4}{m_3} + \beta_1 \right)^2} - m_2 - \frac{c_1(m_3 - m_4)}{m_3 b}, \lambda_2 \text{ and } \lambda_3 \text{ Here, } \lambda_2 \text{ and } \lambda_3 \text{ are characteristic roots of the equation } \lambda^2 + \frac{m_4}{m_3} \lambda + \frac{m_4}{m_3} (m_3 - m_4) = 0. \text{ Hence, } J(E_3) \text{ is LAS if } m_2 > \frac{\alpha_1 \left( \frac{m_2^2}{m_3^2} + \beta \frac{m_4}{m_3} \right)}{\left( \frac{m_4}{m_3} + \beta_1 \right)^2} - \frac{c_1(m_3 - m_4)}{m_3 b} \text{ and saddle point if } m_2 < \frac{\alpha_1 \left( \frac{m_2^2}{m_3^2} + \beta \frac{m_4}{m_3} \right)}{\left( \frac{m_4}{m_3} + \beta_1 \right)^2} - \frac{c_1(m_3 - m_4)}{m_3 b}$$

Theorem 5:  $E_4$  is LAS, if conditions satisfy (i)  $A, B$  and  $C > 0$ , (ii)  $AB > C$ .

Proof: Now, for the equilibrium point  $E_4 = (\tilde{u}, \tilde{v}, \tilde{w})$ , exists. Thus  $J(E_4)$  is as following:

$$J(E_4) = \begin{bmatrix} y_{11} & y_{12} & y_{13} \\ y_{21} & y_{22} & y_{23} \\ y_{31} & y_{32} & y_{33} \end{bmatrix}$$

where,

$$y_{11} = 1 - 2\tilde{u} - \frac{c\tilde{v}^2 + \beta_1 \tilde{v}}{(\tilde{u} + c\tilde{v} + \beta_1)^2} - \tilde{w}, y_{12} = \frac{-(\tilde{u}^2 + \beta_1 \tilde{u})}{(\tilde{u} + c\tilde{v} + \beta_1)^2}, y_{13} = 0, y_{21} = \frac{\alpha_1(\tilde{v}^2 + \beta_1 \tilde{v})}{(\tilde{u} + c\tilde{v} + \beta_1)^2},$$

$$y_{22} = \left[ \frac{\alpha_1(\tilde{u}^2 + \beta_1 \tilde{u})}{(\tilde{u} + c\tilde{v} + \beta_1)^2} - m_2 - \frac{bc_1 \tilde{w}}{(\tilde{v} + b)^2} \right], y_{23} = \frac{-c_1 \tilde{v}}{(\tilde{v} + b)}, y_{31} = m_3 \tilde{w}, y_{32} = \frac{bm_5 \tilde{w}}{(\tilde{v} + b)^2}, y_{33} = m_3 \tilde{u} - m_4 + \frac{m_5 \tilde{v}}{(\tilde{v} + b)}.$$

The characteristic equation is as showing:

$$\lambda^3 + A\lambda^2 + B\lambda + C = 0 \quad (10)$$

where,  $A = -(y_{11} + y_{22} + y_{33})$

$$B = y_{11}y_{22} - y_{12}y_{21} - y_{23}y_{32}$$

$$C = y_{11}(y_{22}y_{33} - y_{23}y_{32}) - y_{12}y_{21}y_{33}$$

Hence,  $E_4$  is LAS, as following conditions hold: (i)  $A, B$  and  $C > 0$  (ii)  $AB > C$ .

### Global Stability Analysis

Theorem 6: If we consider that

$$1 - 2\tilde{u} - \frac{c\tilde{v}^2 + \beta_1\tilde{v}}{(\tilde{u} + c\tilde{v} + \beta_1)^2} - \tilde{w} > 0 \quad (11)$$

$$\left[ \frac{\alpha_1(\tilde{u}^2 + \beta_1\tilde{u})}{(\tilde{u} + c\tilde{v} + \beta_1)^2} - m_2 - \frac{bc_1\tilde{w}}{(\tilde{v} + b)^2} \right] \quad (12)$$

$$m_3\tilde{u} - m_4 + \frac{m_5\tilde{v}}{(\tilde{v} + b)} > 0 \quad (13)$$

$$\left[ 1 - 2\tilde{u} - \frac{c\tilde{v}^2 + \beta_1\tilde{v}}{(\tilde{u} + c\tilde{v} + \beta_1)^2} - \tilde{w} \right] \left[ \frac{\alpha_1(\tilde{u}^2 + \beta_1\tilde{u})}{(\tilde{u} + c\tilde{v} + \beta_1)^2} - m_2 - \frac{bc_1\tilde{w}}{(\tilde{v} + b)^2} \right] > \left[ \frac{-(\tilde{u}^2 + \beta_1\tilde{u})}{(\tilde{u} + c\tilde{v} + \beta_1)^2} \right] ( \quad (13)$$

$$\left[ \frac{\alpha_1(\tilde{u}^2 + \beta_1\tilde{u})}{(\tilde{u} + c\tilde{v} + \beta_1)^2} - m_2 - \frac{bc_1\tilde{w}}{(\tilde{v} + b)^2} \right] \left[ m_3\tilde{u} - m_4 + \frac{m_5\tilde{v}}{(\tilde{v} + b)} \right] > \frac{-c_1\tilde{v}}{(\tilde{v} + b)} \quad (15)$$

then  $E_4 = (\tilde{u}, \tilde{v}, \tilde{w})$  is GAS.

Proof: Characterize a Lyapunov function

$$V = \left( \tilde{u} - \tilde{u}^* - \tilde{u}^* \ln \frac{\tilde{u}}{\tilde{u}^*} \right) + \left( \tilde{v} - \tilde{v}^* - \tilde{v}^* \ln \frac{\tilde{v}}{\tilde{v}^*} \right) + \left( \tilde{w} - \tilde{w}^* - \tilde{w}^* \ln \frac{\tilde{w}}{\tilde{w}^*} \right)$$

Taking we differentiate w.r.t. t along the system solution, we get

$$\frac{dV}{dt} = -c_{11}(\tilde{u} - \tilde{u}^*)^2 - c_{22}(\tilde{v} - \tilde{v}^*)^2 - c_{33}(\tilde{w} - \tilde{w}^*)^2 + c_{12}(\tilde{u} - \tilde{u}^*)(\tilde{v} - \tilde{v}^*) + c_{23}(\tilde{v} - \tilde{v}^*)(\tilde{w} - \tilde{w}^*).$$

$$\text{Where, } c_{11} = 1 - 2\tilde{u} - \frac{c\tilde{v}^2 + \beta_1\tilde{v}}{(\tilde{u} + c\tilde{v} + \beta_1)^2} - \tilde{w}, c_{12} = \frac{-(\tilde{u}^2 + \beta_1\tilde{u})}{(\tilde{u} + c\tilde{v} + \beta_1)^2}, c_{13} = 0$$

$$c_{21} = \frac{\alpha_1(\tilde{v}^2 + \beta_1\tilde{v})}{(\tilde{u} + c\tilde{v} + \beta_1)^2}, c_{22} = \left[ \frac{\alpha_1(\tilde{u}^2 + \beta_1\tilde{u})}{(\tilde{u} + c\tilde{v} + \beta_1)^2} - m_2 - \frac{bc_1\tilde{w}}{(\tilde{v} + b)^2} \right], c_{23} = \frac{-c_1\tilde{v}}{(\tilde{v} + b)}, y_{31} = m_3\tilde{w}, c_{32} = \frac{bm_5\tilde{w}}{(\tilde{v} + b)^2} c_{33} \\ = m_3\tilde{u} - m_4 + \frac{m_5\tilde{v}}{(\tilde{v} + b)}$$

if the following inequalities hold:

$$c_{11} > 0, c_{22} > 0, c_{33} > 0, \quad (16)$$

$$c_{12}^2 < c_{11}c_{22}, \quad (17)$$

$$c_{23}^2 < c_{22}c_{33} \quad (18)$$

It is easy to see that all the conditions are satisfied. Biologically, the boundedness and stability of a system show that the model system is well mannered. Furthermore, it implies that no species grows exponentially for a long period.

### Hopf-bifurcation of Non-spatial System

Here, we have established a theorem that clarifies Hopf bifurcation, where c stands for the bifurcation parameter.

Theorem 7: Hopf-bifurcation occurs in model system (1)-(3), When c, crosses a threshold value  $c'$ , near  $E_4 = (\tilde{u}, \tilde{v}, \tilde{w})$  if conditions hold as:  $A(c) > 0, C(c) > 0, A(c')B(c') - C(c') = 0$  and  $[A(c')B(c')] \neq C'(c')$ .

Proof: It is easy to see that  $E_4$  is LAS. If threshold value  $c'$  exist s.t.

$$A(c')B(c') - C(c') = 0$$

For  $c = c'$  the characteristic equation is as:

$$(\lambda^2(c') + B(c'))(\lambda(c') + A(c')) = 0$$

Roots are:  $-A(c'), \pm\sqrt{B(c')}$  and  $-\lambda\sqrt{B(c')}$ . If transversality condition  $\frac{Re(\lambda(B))}{dc} \Big|_{c=c'} \neq 0$  hold, then

Hopf-bifurcation occurs at  $c = c'$ . roots are

$$\lambda_1(c) = \mu(c) + i\nu(c),$$

$$\lambda_2(c) = \mu(c) + i\nu(c),$$

$$\lambda_3(c) = -A(c).$$

Substituting into we get

$$Q(c)\mu'(c) - L(c)v'(c) + M(c) = 0,$$

$$L(c)\mu'(c) + Q(c)v'(c) + N(c) = 0,$$

Where,

$$Q(c) = 3u^2(c) + 2A(c)\mu(c) + B(c) - 3v^2(c)$$

$$L(c) = 6\mu(c)v(c) + 2Av(c)$$

$$M(c) = \mu^2(c)A'(c) + c'\mu(c) + C'(c) - A'(c)v^2(c)$$

$$N(c) = 2\mu(c)v(c)A'(c) + B'(c)v(c).$$

Here,  $\mu(c) = 0, v(c) = \sqrt{B(c)}$ , we get

$$Q(c') = -2B(c'), L(c') = 2A(c')\sqrt{B(c')}, M(c') = C'(c') - A'(c')B(c'), N(c') = B'(c')\sqrt{B(c')}.$$

Solving  $\mu'(c)$ , we get:

$$\left. \frac{Re(\lambda_3(c))}{dc} \right|_{c=c'} = \mu'(c)_{c=c'} = -\frac{L(c')N(c') + Q(c')M(c')}{Q^2(c') + L^2(c')} = \frac{1}{2} \frac{c'(c') - (A(c')B(c'))'}{A^2(c') + B(c')} \neq 0. \text{ If } (A(c')B(c'))' \neq C'(c') \text{ and } \lambda_3(c') = -A(c') < 0. \text{ Hence the theorem is proved.}$$

### Center Manifold Theorem

Center Manifold theorem is applied to check stability if one or more roots are zero and next one is negative real part. Now we shift  $E(u_1, v_1, w_1)$  at the origin and get the transformation  $u = u + u_1, v = v + v_1, w = w + w_1$  in the system (4)-(6) and we get

$$\frac{du}{dt} = x_{11}u + x_{12}v + x_{13}w + x_{14}u^2 + x_{15}uv + x_{16}v^2 + x_{17}vw + x_{18}w^2 + x_{19}uw$$

$$\frac{dv}{dt} = x_{21}u + x_{22}v + x_{23}w + x_{24}u^2 + x_{25}uv + x_{26}v^2 + x_{27}vw + x_{28}w^2 + x_{29}uw$$

$$\frac{dw}{dt} = x_{31}u + x_{32}v + x_{33}w + x_{34}u^2 + x_{35}uv + x_{36}v^2 + x_{37}vw + x_{38}w^2 + x_{39}uw$$

Here, the coefficients  $x_{ij}$  are given in Appendix A. System turns as:

Stability and bifurcation study of the predator-prey model using the Beddington-deAngelis functional responses

$$\begin{bmatrix} \dot{u} \\ \dot{v} \\ \dot{w} \end{bmatrix} = \begin{bmatrix} x_{11} & x_{12} & x_{13} \\ x_{21} & x_{22} & x_{23} \\ x_{31} & x_{32} & x_{33} \end{bmatrix} \begin{bmatrix} u \\ v \\ w \end{bmatrix} + \begin{bmatrix} x_{14}u^2 + x_{15}uv + x_{19}uw \\ x_{24}u^2 + x_{25}uv + x_{27}uw \\ x_{37}vw + x_{39}uw \end{bmatrix}$$

Theorem 8: Eigen values of  $J(E_1)$  is a saddle point. Proof: For  $E_1$  the above system reduce to,

$$\begin{bmatrix} \dot{u} \\ \dot{v} \\ \dot{w} \end{bmatrix} = \begin{bmatrix} -1 & \frac{-1}{1+\beta_1} & -1 \\ 0 & \frac{\alpha_1}{1+\beta_1} & -m_2 \\ 0 & 0 & m_3 - m_4 \end{bmatrix} \begin{bmatrix} u \\ v \\ w \end{bmatrix} + \begin{bmatrix} x_{14}u^2 + x_{15}uv + x_{19}uw \\ x_{24}u^2 + x_{25}uv + x_{27}uw \\ x_{37}vw + x_{39}uw \end{bmatrix}$$

E.V. is given as  $-1, \frac{\alpha_1}{1+\beta_1} - m_2$  and  $m_3 - m_4$ . If we consider  $\frac{\alpha_1}{1+\beta_1} = m_2$  then the equilibrium point  $E_1(1,0,0)$  is non-hyperbolic type.

Now we use the transformation

$$\begin{bmatrix} u \\ v \\ w \end{bmatrix} = R \begin{bmatrix} x \\ y \\ z \end{bmatrix}, \text{ where } R = \begin{bmatrix} 1 & -q_{12} & 1 \\ 0 & 1 & 0 \\ 0 & 0 & q_{33} \end{bmatrix}$$

Then the system turns as,

$$\begin{bmatrix} \dot{x} \\ \dot{y} \\ \dot{z} \end{bmatrix} = \begin{bmatrix} -1 & 0 & 0 \\ 0 & 0 & 0 \\ 0 & 0 & m_3 - m_4 \end{bmatrix} \begin{bmatrix} x \\ y \\ z \end{bmatrix} + \begin{bmatrix} H_1 \\ H_2 \\ H_3 \end{bmatrix}$$

We can see  $H_i$  in Appendix B. Now  $W^c(0) = (x, y, z) \in \mathbb{R}^3: x = g_1(y), z = g_2(y), g_1(0) = 0, g_2(0) = 0, Dg_1(0) = 0, Dg_2(0) = 0$ . To calculate  $W^c(0)$ , let us consider  $x = g_1(y) = c_{11}y^2 + c_{12}y^3 + O(\|y\|^4)$ ,  $z = g_2(y) = c_{21}y^2 + c_{22}y^3 + O(\|y\|^4)$ . Now we find  $c_{11} = 0, c_{12} = N_{13}, c_{21} = 0, c_{22} = 0$ . Thus, manifold is shown by  $\dot{y} = N_{22}y^2 + N_{21}N_{13}y^4$ , it is a saddle point. Hence proved.

Theorem 9: At  $E_4$ , the periodic solution will be stable and unstable if  $\Lambda < 0$  and  $\Lambda > 0$  respectively.

Proof: If Hopf bifurcation exists in the system, it implies that characteristic equations have purely complex conjugates and one negative real root. The roots are given as  $-A_1, i\sqrt{A_2}, -i\sqrt{A_2}$ . It is non-hyperbolic type roots.

$$\text{Therefore: } \begin{bmatrix} u \\ v \\ w \end{bmatrix} = A \begin{bmatrix} x \\ y \\ z \end{bmatrix}$$

$$\text{Where, } \begin{bmatrix} g_{11} & g_{12} & g_{13} \\ g_{21} & g_{22} & g_{23} \\ g_{31} & g_{32} & g_{33} \end{bmatrix}, g_{ij} \text{ is given in Appendix C.}$$

The system becomes:

$$\begin{bmatrix} \dot{x} \\ \dot{y} \\ \dot{z} \end{bmatrix} = \begin{bmatrix} 0 & -\sqrt{A_2} & 0 \\ \sqrt{A_2} & 0 & 0 \\ 0 & 0 & -A_1 \end{bmatrix} \begin{bmatrix} x \\ y \\ z \end{bmatrix} + \begin{bmatrix} e_1 \\ e_2 \\ e_3 \end{bmatrix}$$

We can see Appendix D to check the values of  $e_1, e_2$  and  $e_3$ . Characteristic equations have purely complex conjugate and one negative real root. Therefore, we are unable to find stability, so the Center manifold is given as:

$W^c(0) = (x, y, z) \in \mathbb{R}^3: z = g(x, y), |x| < \delta_1, |y| < \delta_2, g(0,0) = 0, Dg(0,0) = 0$ . To calculate the center manifold theorem, we consider  $z = g(x, y) = a_1x^2 + a_2y^2 + a_3xy + O(\|x\|^3)$ . Here we find  $a_1 = \frac{1}{A_1}(A_{31} - a_3\sqrt{A_2}), a_2 = \frac{1}{A_2}(A_{32} - a_3\sqrt{A_2})$  and  $a_3 = \frac{A_1A_2A_{34} - 2\sqrt{A_2}(A_{32}A_1 - A_{31}A_2)}{(2A_1 + 2A_2 + A_1^2)A_2}$ .

Thus, by using the center manifold:

$$\begin{bmatrix} \dot{x} \\ \dot{y} \end{bmatrix} = \begin{bmatrix} 0 & -\sqrt{A_2} \\ \sqrt{A_2} & 0 \end{bmatrix} \begin{bmatrix} x \\ y \end{bmatrix} + \begin{bmatrix} f_1 \\ f_2 \end{bmatrix}$$

Where  $f_1(x, y) = A_{11}x^2 + A_{12}y^2 + A_{14}xy + A_{16}a_1x^3 + A_{15}a_2y^3 + (A_{15}a_1 + A_{16}a_3)x^2y + (A_{15}a_3 + A_{16}a_2)y^2x + O(\|x\|^4)$ ,  $f_2 = A_{21}x^2 + A_{22}y^2 + A_{24}xy + A_{26}a_1x^3 + A_{25}a_2y^3 + A_{25}a_2y^3 + (A_{25}a_1 + A_{26}a_3)x^2y + (A_{25}a_3 + A_{26}a_2)y^2x + O(\|x\|^4)$ .

Now, we calculate the First Lyapunov exponent  $\Lambda$  at  $(0,0,0)$ , to show stability or instability of  $E_4$ .

$$\begin{aligned} \Lambda &= \frac{1}{16} (f_{1(xxx)} + f_{1(yyy)} + f_{2(xxx)} + f_{2(yyy)}) + \frac{1}{16\sqrt{A_2}} [f_{1(xy)}(f_{1(xx)} + f_{1(yy)}) - f_{2(xy)}(f_{2(xx)} + f_{2(yy)})] \\ &\quad - f_{1(xx)}f_{2(xx)} + f_{1(yy)}f_{2(yy)} \\ &= \frac{1}{16} [6A_{16}a_1 + 2(A_{15}a_3 + A_{16}a_2) + 2(A_{25}a_1 + A_{26}a_3) + 6A_{25}a_3] \\ &\quad + \frac{1}{16\sqrt{A_2}} [2A_{14}(A_{11} + A_{12}) - 2A_{24}(A_{21} + A_{22}) - 4A_{11}A_{21} + 4A_{12}A_{22}] \end{aligned}$$

Hence theorem is proved.

### Numerical Simulation

Here, we will perform numerical analysis supporting the analytical findings. We used ode 45 solver in MATLAB by taking the parameter values as:  $\beta_1 = .1, c = 0.65, \alpha_1 = .35, m_2 = .25, c_1 = 3.15, b = 0.5, m_3 = .01, m_4 = .5, m_5 = 4.93$ . First, we see the outcome of constant  $c$  as shown in Figs. 2-6. The diagrams indicate that the system become unstable at  $c = 0.4$ , as we increase the value of  $c$  it tends to Hopf bifurcation at the critical value  $c' = 0.37$ , to better understand, at different values of  $c$ , we observe some of time series and phase portrait diagrams.



### Discussions and Conclusions

This work investigates the dynamical nature of system by using Beddington-DeAngelis and Holling type-II functional response to inspect the interaction between prey and predators. It shows a major role to preserve the dynamical system balance. A schematic illustration is provided in Fig. 1 to help visualize the model formulation. The proposed system is investigated using differential equation theory and several dynamical techniques like boundedness, local stability, global stability, and bifurcation. Then, we demonstrated that the solutions are uniformly bounded. We determined equilibrium points and examined their stability. We found a Hopf bifurcation see in Fig. 2-6 with parameter  $c$ . As the value of  $c$  become larger system become unstable. For advancement, we have given the numerical solutions using MATLAB to validate analytical results for temporal model system.

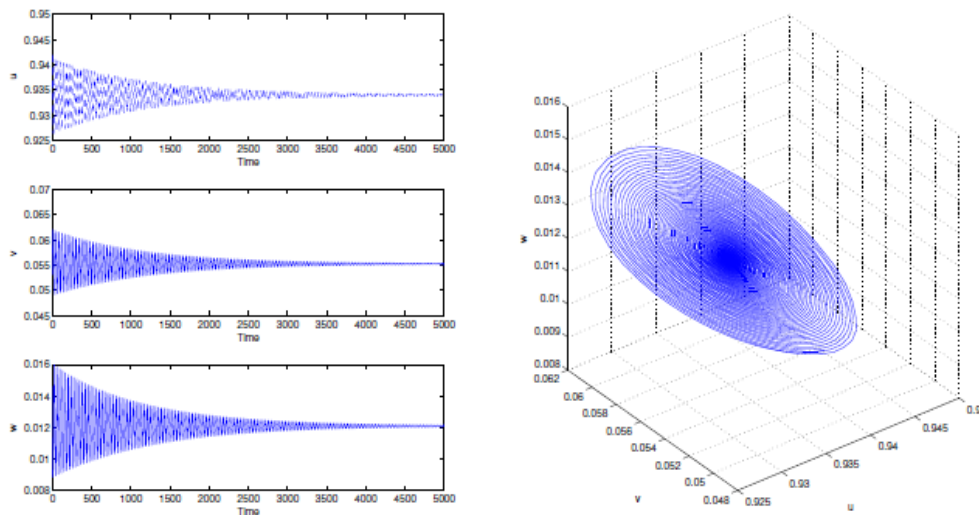


Figure 2: Existence of Hopf bifurcation  $c = 0.4$

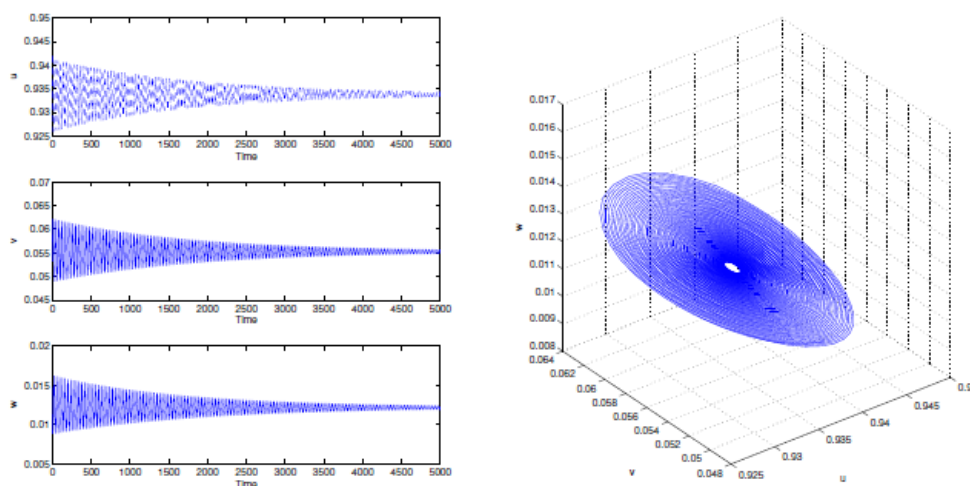


Figure 3: Existence of Hopf bifurcation  $c = 0.37$

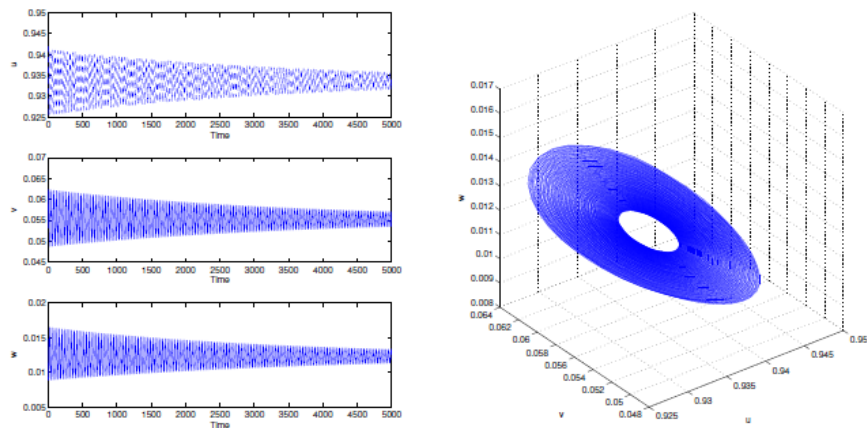


Figure 4: Existence of Hopf bifurcation  $c = 0.34$

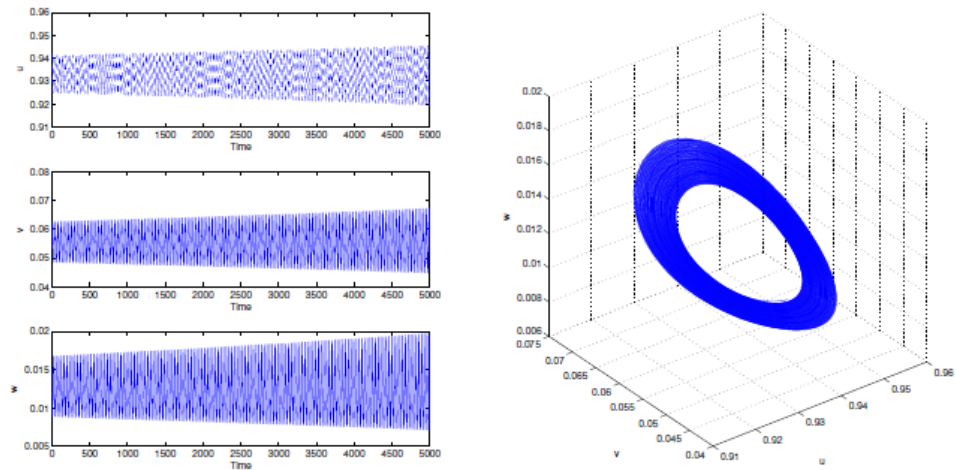


Figure 5: Existence of Hopf bifurcation  $c = 0.3$

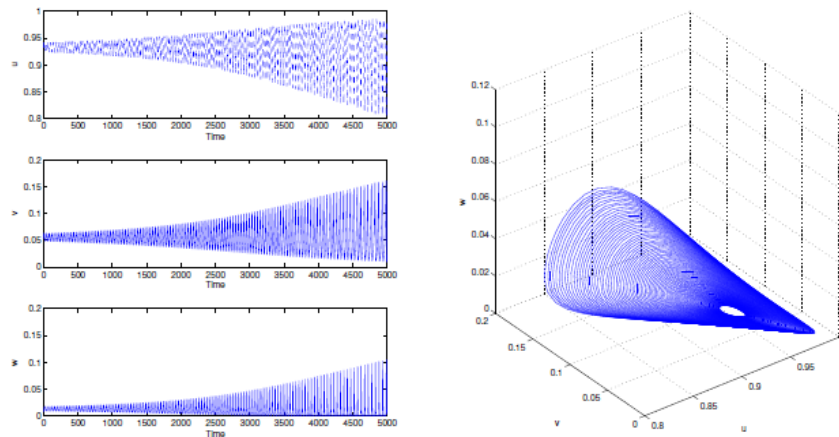


Figure 6: Existence of Hopf bifurcation  $c = 0.25$

## References

1. Baghel RS, Dhar J. Pattern formation in three species food web model in spatiotemporal domain with Beddington-DeAngelis functional response. *Nonlinear Anal Model Control*. 2014;19(2):155–71.
2. Baghel RS, Dhar J, Jain R. Bifurcation and spatial pattern formation in spreading of disease with incubation period in a phytoplankton dynamics. *Electron J Differ Equ*. 2012;2012(21):1–12.
3. Dhar J, Baghel RS. Role of dissolved oxygen on the plankton dynamics in spatiotemporal domain. *Model Earth Syst Environ*. 2016;2(1):6.
4. Ma Z, Wang S, Wang T, Tang H. Stability analysis of prey-predator system with Holling type functional response and prey refuge. *Adv Differ Equ*. 2017;2017:1–12.
5. Jabr EAA-H, Bahloul DK. The dynamics of a food web system: Role of a prey refuge depending on both species. *Iraqi J Sci*. 2021;639–57.
6. Jawad S, Naji RK. The influence of stage structure and prey refuge on the stability of the predator-prey model. *Int J Eng Manuf*. 2022;3:51–9.
7. Kar TK. Modelling and analysis of a harvested prey-predator system incorporating a prey refuge. *J Comput Appl Math*. 2006;185(1):19–33.
8. Holt RD. Food webs in space: On the interplay of dynamic instability and spatial processes. *Ecol Res*. 2002; 17:261–73.
9. Nath B, Kumari N, Kumar V, Das KP. Refugia and Allee effect in prey species stabilize chaos in a tri-trophic food chain model. *Differ Equ Dyn Syst*. 2019;1–27
10. Kumar V, Kumari N. Bifurcation study and pattern formation analysis of a tri-trophic food chain model with group defense and Ivlev-like nonmonotonic functional response. *Chaos Solitons Fractals*. 2021; 147:110964.
11. Upadhyay RK, Banerjee M, Parshad R, Raw SN. Deterministic chaos versus stochastic oscillation in a prey-predator-top predator model. *Math Model Anal*. 2011;16(3):343–64.
12. Upadhyay RK, Thakur NK, Rai V. Diffusion-driven instabilities and spatiotemporal pattern formation in a predator-prey system with Beddington-DeAngelis type functional response. *Int J Bifurcation Chaos*. 2011;21(3):663–84.
13. Thakur NK. Turing and non-Turing patterns in diffusive plankton model. *Comput Ecol Softw*. 2015;5(1):16.
14. Upadhyay RK, Naji RK. Dynamics of a three-species food chain model with Crowley-Martin type functional response. *Chaos Solitons Fractals*. 2009;42(3):1337–46.
15. Zhao M, Lv S. Chaos in a three-species food chain model with a Beddington-DeAngelis functional response. *Chaos Solitons Fractals*. 2009;40(5):2305–16.
16. Upadhyay RK, Thakur NK, Dubey B. Nonlinear non-equilibrium pattern formation in a spatial aquatic system: Effect of fish predation. *J Biol Syst*. 2010;18(1):129–59.
17. Baghel RS. Dynamical behaviour changes in response to various functional responses: Temporal and spatial plankton system. *Iran J Sci*. 2023;47(2):445–55.
18. Baghel RS, Dhar J, Jain R. Analysis of a spatiotemporal phytoplankton dynamics: Higher order stability and pattern formation. *World Acad Sci Eng Technol*. 2011; 60:1406–12.
19. Kumari S, Upadhyay RK. Dynamics comparison between non-spatial and spatial system of the plankton-fish interaction model. *Nonlinear Dyn*. 2020;99(3):2479–50.
20. Baghel RS. Spatiotemporal dynamics of toxin-producing phytoplankton–zooplankton interactions with Holling Type II functional responses. *Results Control Optim*. 2024; 17:100478.
21. Callahan TK, Knobloch E. Pattern formation in three-dimensional reaction-diffusion systems. *Physica D Nonlinear Phenom*. 1999;132(3):339–62.
22. Rai V, Upadhyay RK. Chaotic population dynamics and biology of the top-predator. *Chaos Solitons Fractals*. 2004;21(5):1195–204.
23. Baghel RS, Dhar J, Jain R. Bifurcation and spatial pattern formation in spreading of disease with incubation period in a phytoplankton dynamic. *Electron J Differ Equ*. 2012;2012(21):1–12.

24. Baghel RS, Dhar J, Jain R. Higher order stability analysis of a spatial phytoplankton dynamics: bifurcation, chaos, and pattern formation. *Int J Math Model Simul Appl*. 2012; 5:113–27.
25. Odhiambo F, Aminer T, Okelo B, Manyala J. Dynamical analysis of prey refuge effects on the stability of Holling Type III four-species predator-prey system. *Results Control Optim*. 2024;100390.
26. Maionchi DO, Reis SFD, Aguiar MAMD. Chaos and pattern formation in a spatial tri-trophic food chain. *Ecol Model*. 2006;191(2):291–303.
27. Baghel RS, Pareek S. Influence of nanoparticles on the spatiotemporal dynamics of phytoplankton–zooplankton interaction system. *Int J Biomathematics*. 2024;2450131.
28. Baghel RS, Pareek S. A complex dynamical study of spatiotemporal plankton-fish interaction with effects of harvesting. *Iran J Sci*. 2024;48(2):409–21.
29. Agarwal K, Baghel RS, Parmar A, et al. Jeffery Slip fluid flow with the magnetic dipole effect over a melting or permeable linearly stretching sheet. *Int J Appl Comput Math*. 2024; 10:5.

## Appendices

### • Appendix A

$$\begin{aligned}
 x_{11} &= 1 - 2u - \frac{(cv^2 + \beta_1 v)}{(u + cv + \beta_1)^2} - w, x_{12} = \left[ \frac{-(\tilde{u}^2 + \beta_1 \tilde{u})}{(\tilde{u} + c\tilde{v} + \beta_1)^2} \right], x_{14} = -2 + \frac{2(cv^2 + \beta_1 v)}{(\tilde{u} + c\tilde{v} + \beta_1)^3}, x_{15} = \frac{2(\tilde{u}^2 + \beta_1 \tilde{u})}{(\tilde{u} + c\tilde{v} + \beta_1)^3} - \\
 &\frac{(2\tilde{u} + \beta_1)}{(\tilde{u} + c\tilde{v} + \beta_1)^2}, x_{16} = 0, x_{17} = -1, x_{18} = \frac{2c(cu^2 + \beta_1 u)}{(u + cv + \beta_1)^3}, x_{19} = 0, x_{21} = \frac{\alpha_1(cu^2 + \beta_1 u)}{(\tilde{u} + c\tilde{v} + \beta_1)^2}, \\
 x_{22} &= \left[ \frac{\alpha_1(\tilde{u}^2 + \beta_1 \tilde{u})}{(\tilde{u} + c\tilde{v} + \beta_1)^2} - m_2 - \frac{bc_1 \tilde{w}}{(\tilde{v} + b)^2} \right], x_{23} = \frac{-c_1 \tilde{v}}{(\tilde{v} + b)}, x_{24} = \frac{-2\alpha_1(cv^2 + \beta_1 v)}{(u + cv + \beta_1)^3}, x_{25} = \frac{-2c\alpha_1(cv^2 + \beta_1 v)}{(u + cv + \beta_1)^3} + \\
 &\frac{\alpha_1(2cv + \beta_1)}{(u + cv + \beta_1)^2}, x_{26} = 0, x_{27} = 0, x_{28} = \frac{-2c\alpha_1(cu^2 + \beta_1 u)}{(u + cv + \beta_1)^3} + \frac{(2bcc_1 w)}{(\tilde{v} + b)^3}, x_{29} = 0, x_{31} = m_3 \tilde{w}, x_{32} = \frac{bm_5 \tilde{w}}{(\tilde{v} + b)^2} \\
 x_{33} &= m_3 \tilde{u} - m_4 + \frac{m_5 \tilde{v}}{(\tilde{v} + b)}, x_{34} = 0, x_{35} = 0, x_{36} = m_3, x_{37} = 0, x_{38} = \frac{-2bm_5 w}{(\tilde{v} + b)^3}, x_{39} = m_3.
 \end{aligned}$$

### • Appendix B

The values of  $H_i$  is as follows:

$$H_1 = x^2 + N_{11}xy + M_{12}xz + M_{13}y^2 + M_{14}yz + M_{15}z^2, H_2 = M_{21}xy + M_{22}v^2 + M_{23}yz, H_3 = M_{31}xz + M_{32}yz + M_{33}z^2.$$

### • Appendix C

Here,  $g_{11} = -A_2, g_{12} = 0, g_{13} = A_1^2 - x_{23}x_{32}, g_{21} = x_{31}x_{23}, g_{22} = -x_{21}\sqrt{A_2}, g_{23} = x_{31}x_{23} - x_{21}A_1, g_{31} = 0, g_{32} = -x_{31}\sqrt{A_2}, g_{33} = x_{21}x_{32} - x_{31}A_1.$

### • Appendix D

$$e_1 = D_{11}x^2 + D_{12}y^2 + D_{13}z^2 + D_{14}xy + D_{15}yz + D_{16}zx$$

$$e_2 = D_{21}x^2 + D_{22}y^2 + D_{23}z^2 + D_{24}xy + D_{25}yz + D_{26}zx$$

$$e_3 = D_{31}x^2 + D_{32}y^2 + D_{33}z^2 + D_{34}xy + D_{35}yz + D_{36}zx$$

$$\text{with, } D_{11} = C_{11}g_{11}^2 + A_{12}g_{11}g_{21},$$

$$D_{12} = C_{14}g_{22}g_{32},$$

$$D_{13} = C_{11}g_{13}^2 + C_{12}g_{13}g_{23} + C_{13}g_{13}g_{33} + C_{14}g_{23}g_{33},$$

$$D_{14} = C_{12}g_{11}g_{22} + C_{13}g_{11}g_{32} + C_{14}g_{21}g_{32}$$

$$D_{15} = C_{11}g_{13}g_{22} + C_{13}g_{13}g_{32} + C_{14}g_{22}g_{33} + C_{14}g_{23}g_{32},$$

$$D_{16} = 2C_{11}g_{11}g_{13} + C_{12}g_{11}g_{23} + C_{12}g_{13}g_{21} + C_{13}g_{11}g_{33} + C_{14}g_{21}g_{33}$$

The similar expression for  $D_{2i}$  and  $D_{3i}$  will be obtained only replacing  $C_{1j}$  by  $C_{2j}$  and  $C_{3j}$  respectively.

$$C_{11} = t_{11}x_{14} + t_{12}x_{24}$$

$$C_{12} = t_{11}x_{15} + t_{12}x_{25}$$

$$C_{13} = t_{11}x_{19} + t_{13}x_{39}$$

$$C_{14} = t_{12}x_{27} + t_{13}x_{39}$$

$$\begin{aligned}
C_{21} &= t_{21}x_{14} + t_{22}x_{24} \\
C_{22} &= t_{21}x_{15} + t_{22}x_{25} \\
C_{23} &= t_{21}x_{19} + t_{23}x_{39} \\
C_{24} &= t_{22}x_{27} + t_{23}x_{39} \\
C_{31} &= t_{11}x_{14} + t_{12}x_{24} \\
C_{32} &= t_{31}x_{15} + t_{32}x_{25} \\
C_{33} &= t_{31}x_{19} + t_{33}x_{39} \\
C_{34} &= t_{32}x_{27} + t_{33}x_{39}
\end{aligned}$$

Where,

Stability and bifurcation study of the predator-prey model using the Beddington-deAngelis functional response

$$A^{-1} = \begin{bmatrix} t_{11} & t_{12} & t_{13} \\ t_{21} & t_{22} & t_{23} \\ t_{31} & t_{32} & t_{33} \end{bmatrix}$$

$$\text{with } t_{11} = \frac{g_{22}g_{33} - g_{23}g_{32}}{|A|}, t_{12} = \frac{g_{32}g_{13}}{|A|}, t_{13} = \frac{-g_{13}g_{22}}{|A|}, t_{21} = \frac{-g_{21}g_{33}}{|A|}, t_{22} = \frac{g_{11}g_{33}}{|A|}, t_{23} =$$

$$\frac{g_{13}g_{21} - g_{11}g_{23}}{|A|}, t_{31} = \frac{g_{21}g_{32}}{|A|}, t_{32} = \frac{-g_{11}g_{32}}{|A|}, t_{33} = \frac{g_{11}g_{22}}{|A|} \text{ where, } |A| \text{ represents the determinant of } A..$$

□□□